

## Welcome to the BENCOR FICA Alternative Plan

Brevard Public Schools provides the BENCOR FICA Alternative Plan as an important retirement benefit for all part-time, seasonal and temporary employees not covered under the Florida Retirement System. This letter provides general information about the plan and outlines available resources for you to get more detailed information.



## Key Features of your FICA Alternative Plan

- All eligible employees are automatically enrolled in the program.
- All eligible employees make a 7.5% pre-tax contribution into a retirement account in their name.
- All contributions permanently save Social Security taxes.
- Income taxes are deferred on contributions to the plan until you withdraw the money.
- Contributions are 100% vested to you.

## Where Can You Get More Information?

### 1. Your Employer's Benefits Department

Access *Frequently Asked Questions* and plan videos through your employer's benefits department or benefits web portal.

### 2. Online

[www.bencorplans.com](http://www.bencorplans.com)

Click on **Participant Login**, select your State, County and Employer then click on **Log In**.

For first time users, click on **New User** and follow the prompts.

For returning users, enter your User ID and Password, select Participant from the drop-down menu and **Login**.

### 3. BENCOR National Participant Service Center

**866-296-9712**

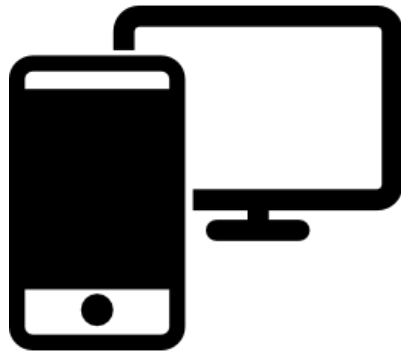
(M-F 9:00 a.m. - 6:00 pm ET)

### 4. Your local BENCOR Advisors:

**Dave Payne 800-330-4014**

**Travis Payne 855-599-2300**

**Michael Payne 800-330-4014**



## BENCOR FICA Alternative Plan Overview



The BENCOR 401(a) FICA Alternative Plan (Plan) is a qualified retirement plan under Federal tax law that covers part-time, seasonal and temporary employees of the District who are not covered by the Florida Retirement System. The Plan provides an alternative benefit to Social Security and exempts you from FICA (Social Security) payroll taxes. You continue to pay Medicare taxes on your wages. Enrollment in the Plan is automatic for every employee who works in a position covered by the Plan.

**How much is contributed?** You contribute 7.5% of your wages on a *pre-tax basis* (for income tax purposes) instead of paying Social Security taxes that otherwise would be determined and paid by you on an *after-tax basis*. You will see your Plan contribution amount reflected on your paycheck stub. Contributions are credited to an individual account in your name under the Plan.

**What should I do to set up my account?** Your employer establishes your Plan account for you. Once your account is created, you should log on to your account to:

- 1) select your statement delivery preference (electronic/paper) under **Statements/Forms**; and
- 2) designate the person(s) who should receive the funds in your account in the event of your death by using the **Beneficiaries link** under the **gear icon**.

**How is my account invested?** The Plan offers different investment options in which you may choose to invest amounts contributed to your account. If you do not choose investment options, your account will be invested automatically in the guaranteed option, which may or may not be the best option for your particular circumstances. Therefore, it is very important for you to log on to your account at [www.bencorplans.com](http://www.bencorplans.com) as soon as possible to obtain information about all the available investments and choose the options that are appropriate for your own objectives and preferences.

**Can I withdraw my account?** Your account is always 100% vested and belongs only to you. The balance of your account will be available **90 days** after your termination of employment, retirement or total disability. In the case of your death, the beneficiary or beneficiaries you name under the Plan will be able to withdraw your account balance. Funds may be withdrawn as a lump sum cash distribution, which is taxable for the year of withdrawal, or as a direct rollover to an IRA or eligible retirement plan, which defers your income tax obligation. To request a withdrawal, download a Distribution Request Form from [www.bencorplans.com](http://www.bencorplans.com). Additional information about income taxes and rollovers is included with the form.

Your account is subject to the IRS Required Minimum Distribution rules after you reach age 70 ½ (age 72 for participants who reach age 70 ½ after 12/31/19) or retire, whichever is later, or following your death, if earlier.

Individuals who are "active participants" for the year in certain tax-advantaged retirement plans, such as this FICA Alternative Plan, are subject to federal tax law limitations on deducting contributions for the same year to an IRA account. These limitations also may affect a spouse's IRA deductions. Consult an independent tax advisor if you wish to take federal income tax deductions for contributions to an IRA.

**Will I receive statements?** Annual statements showing your account activity and ending balance are provided after the close of each calendar year.

**Are there any fees?** There are no administrative fees charged to your account unless your balance is less than \$1,000 and no contributions have been made to your account for more than two years. At that time, if you do not elect a distribution, a monthly maintenance fee will apply.

**How can I get more information?** To log on to your account for plan and account information, go to [www.bencorplans.com](http://www.bencorplans.com). Enter your User ID and Password, select **Participant** from the drop down and **Login**. After logging on, select Support from the menu to chat with a BENCOR Customer Service Representative, or dial a BENCOR Customer Service Representative at 866-296-9712. Representatives are available Monday – Friday, 9:00 a.m. through 6:00 p.m., Eastern Time.

# Easy access to your account

*Your plan website is the first step for anything you want to know about your account. Use it to sign in to your account, find information about your retirement plan benefits, and learn more about saving for your future.*

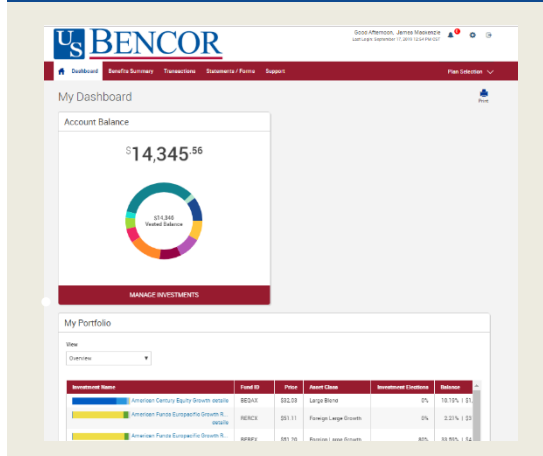
[www.bencorplans.com](http://www.bencorplans.com)

## Online

Click on **Participant Login**, select your State, County and Employer then click on **Log In**.

For first time users, click on **New User** and follow the prompts.

For returning users, enter your User ID and Password.



## Check Account Balance

- Balance automatically appears on My Dashboard page (in the Dashboard menu at the top of the screen).
- For account balance by fund, review "My Portfolio" on My Dashboard.

## Review Investment Performance

- To get performance and fee details for all the funds in your plan, simply click on the fund name on any page. This will display performance, as well as links to the fund fact sheet and prospectus.

## Change Future Investment Allocations (new contributions)

- To choose or change how new contributions will be invested, in the Transaction menu, click "Manage Investments" then "Change Elections".


## Transfer Between Investment Options (current assets)

- To transfer balances between individual or groups of funds in the Transactions menu, click "Manage Investments" then "Transfer Funds".

## Request a Distribution

- From the Transactions menu, select "Request a Distribution".
- When the page loads, click on the "here" link to submit your request.

## Forms and Beneficiary Information

- To locate forms and beneficiary information, in the Forms & Reports menu, select "Forms". You can also update your Beneficiary information online by selecting the gear icon  in the upper right of the screen.

## Customer service

- From the Support menu, select "Live Chat" to talk with a Client Care Manager, or "Contact Us" for email and phone information.

*When you enter a change, a confirmation will be sent the following business day. Changes that are completed prior to 4 p.m. ET will be valued using the market closing unit values for that day. Changes completed after 4 p.m. ET will be valued using the market closing unit values for the following business day.*

# Easy access to your account

## Call 866-296-9712

### First-Time Callers

- Call **866-296-9712, option 3**
- Enter your Social Security number.
- Enter your Personal Identification Number (PIN) - last four digits of your Social Security number.

866-296-9712



### Frequent Users

- Call **866-296-9712, option 3.**
- Enter your Social Security number.
- Choose the account you wish to access.
- Enter your PIN.

### Check Account Balance

- Personal account information, press 1; then
- For balance information, press 1.

### Review Investment Performance

- Personal account information, press 1; then
- For current investment rates of return, press 2.

### Change Future Investment Allocations (*new contributions*)

- Personal account information, press 1; then
- For investment information, press 2.

Confirmation sent the following business day.

*Please note that this allocation change impacts only your future contributions.*

### Transfer Between Investment Options (*current assets*)

- Personal account information, press 1; then
- To transfer between funds, press 3.

Confirmation sent the following business day.

*Please note that changing current allocations does not change how your future contributions will be invested.*

### Customer Service

- From the main menu, for customer service, press 1.

